

READY-MADE SHADE SAILS

MAXX SERIES

MAXX SERIES HEAVY DUTY

Maxx Series shade sails stand out from the crowd. Fabricated using the strongest shade mesh available, there is nothing else quite like these sails on the market. Maxx Series sails are essentially the same as our commercial custom shade sails, but with a much reduced price tag for your convenience.

Ideal if you are after that up-market look with a difference and are available in a huge range of standard colours and sizes.

This design ensures high-performance and allows users to stay abreast of the current trend in outdoor architecture.



**Warranty applies to the fabric used*

COLOURS

Chino Cream	Bundena Blue
Karloo Sand	Marrocan Terracotta
Sheba Dark Blue	Koonunga Green
Abaroo Red	Lime Fizz Lime
Graphite Charcoal	Sherbet Orange
Domino Black	Mellow Haze Yellow
Jazzberry Purple	Bubblegum Pink

Colours shown indicative only

PTFE SEWING THREAD

Our PTFE sewing thread is guaranteed to last for the life of the fabric, and it maintains the strength of the seam even under the harshest outdoor conditions. It does not deteriorate, burst or break, despite years of exposure to weather and extreme temperatures.

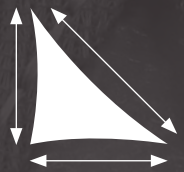


- Designed for easy installation.
- High (90%) UV block and high shade factor.
- 15 year warranty.
- Complete shade sail package with instructions, ready to add hardware and install.



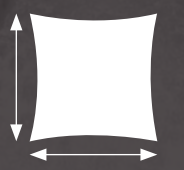
EQUILATERAL TRIANGLE - All sides are equal in length

CODE	MS ET12	MS ET14	MS ET16	MS ET18	MS ET20
SIZE (M)	3.7 x 3.7 x 3.7	4.3 x 4.3 x 4.3	4.9 x 4.9 x 4.9	5.5 x 5.5 x 5.5	6.1 x 6.1 x 6.1
PRICE					




RIGHT-ANGLE TRIANGLE - Right angled sides are equal in length

CODE	MS RT10	MS RT15	MS RT20		
SIZE (M)	3.0 x 3.0 x 4.3	4.6 x 4.6 x 6.5	6.1 x 6.1 x 8.6		
PRICE					



SQUARE - All sides are equal in length

CODE	MS SQ10	MS SQ12	MS SQ14	MS SQ16	MS SQ18
SIZE (M)	3.0 x 3.0	3.7 x 3.7	4.3 x 4.3	4.9 x 4.9	5.5 x 5.5
PRICE					



RECTANGLE - Different width and length

CODE	MS RE1012	MS RE1014	MS RE11214	MS RE1216	MS RE1218
SIZE (M)	3.0 x 3.7	3.0 x 4.3	3.7 x 4.3	3.7 x 4.9	3.7 x 5.5
PRICE					

NOTE 1: These measurements are taken from the shackle at each corner, they do not include tensioners or fixings. These measurements are the size of the shade sail before it is stretched out or tensioned. For best results we recommend that a turnbuckle tensioner is used at every corner of the shade sail.

NOTE 2: Hardware not included.